



MEC MARKSMAN™

Press Mount



Press Mount Instructions

- Remove the mount from packaging and verify all required hardware is included.
- Hardware included is as follows.





Qty.	Description		Qty.	Description	
(3)	5/16-18 Nyloc nuts	A	(4)	¼-20 x 2.0 screws	D
(3)	5/16 flat washers	B	(4)	¼-20 wing nuts	E
(3)	5/16-18 x 1.5" bolts	C			

Follow Standard Safety Procedures Using Power Tools Safety Glasses and Protective Gloves Are Recommended

Mounting procedure

1. Place the mount on your bench where you will be reloading. See Fig.1.
2. Position front of mount to within ¼" of the front of your bench. See Fig 1.
3. Mark location of four (4) mounting holes of the mount on your bench. See Fig. 2
4. Set mount aside and drill marked holes using a 5/16" drill bit for easy fit up. See Fig. 3
5. Using the screws (D) and wing nuts (E), attach mount to your work bench. See Fig. 4
6. Secure mount by tightening four (4) screws (D) and wing nuts (E) firmly by hand. See Fig. 4
7. Position MEC MARKSMAN™ press on top of mount and hold through following steps.
8. Insert bolts (C) through flat washers (B) and holes in both press and mount. See Fig. 5
Note: Flat washers (B) should be under the head of the bolt. See fig. 6.
9. Install Nyloc nuts (A) and tighten the three (3) bolts (C) and nuts (A) to a torque 18ft lbs.
10. Carefully operate press to ensure it is secure to mount and mount is secure to bench

Note: Regularly inspect all bolts and nuts to ensure press is secure and safe



LIMITED LIFETIME WARRANTY

Your MEC MARKSMAN™ press mount and other MEC metallic reloading products have been produced under rigid standards of manufacture. These products are warranted to be free from defects in material or workmanship for as long as the original owner owns it. This warranty is extended only to original consumer purchaser and excludes any electrical components or products as well as any case preparation products. All MEC metallic reloading products are intended for non-commercial use by hobbyists. Any other use of these products will void the warranty.

In the event that your MEC reloading product is found to be defective in material or workmanship, MEC will repair or replace it (at MEC's option) at no charge. Should you believe that your MEC reloading product is defective in material or workmanship, please return it postage or freight prepaid along with dated proof of purchase, product information and reason for return to the below address. Also be sure certain your product is properly packaged to protect it from possible damage in transit.

***Mayville Engineering Company
Reloader Division – Warranty
715 South Street
Mayville, WI 53050***

Warranty services cannot be provided without meeting the above requirements.

THIS LIMITED LIFETIME WARRANTY DOES NOT COVER DEFECTS OR DAMAGE RESULTING FROM: CARELESSNESS, MISUSE, COMMERCIAL USE, ABUSE, IMPROPER INSTALLATION, MODIFICATION, OR NORMAL WEAR AND TEAR. THIS LIMITED LIFETIME WARRANTY IS IN LIEU OF ALL OTHER WARRANTIES, EXPRESSED OR IMPLIED, INCLUDING WITHOUT LIMITATION OF MERCHANTABILITY AND FITNESS FOR A PARTICULAR USE.

LIMITATION OF LIABILITY

MEC IS NOT LIABLE FOR DAMAGES IN EXCESS OF THE PURCHASE PRICE OF THE PRODUCT AND UNDER NO CIRCUMSTANCES SHALL MEC BE LIABLE FOR CONSEQUENTIAL OR INCIDENTAL DAMAGES. HOWEVER, SOME STATES DO NOT ALLOW LIMITATIONS ON CONSEQUENTIAL OR INCIDENTAL DAMAGES, SO ABOVE LIMITATION OR EXCLUSION MAY NOT APPLY TO YOU.