



CLAY TARGET MACHINES

100E Front Rail Kit Instructions

MEC P/N – 12000418

CAUTION: ANY MEC CLAY TARGET MACHINE MUST BE IN THE DISARMED STATE WITH THE BATTERY DISCONNECTED PRIOR TO MAKING ANY ADJUSTMENTS, LOADING THE CLAY TARGETS OR TRANSPORTATION OF MACHINE.

NO.	Description	QTY.	P/N
1	FRONT RAIL R/H - SHORT	1	120100215
2	SPRING – FRONT RAIL	1	120500029
3	HEX FLANGE LOCK NUT	1	HDW2004
4	HEX JAM NUT	2	HDW2006
5	CAP SCREW	1	HDW2025
6	CAP SCREW	1	HDW2072
7	HEX FLANGE NUT	1	HDW9113

Step 1 – With the machine in the disarmed state, remove the carousel using a 3/4” wrench.






CLAY TARGET MACHINES

Step Two – Using a 1/2" wrench, remove the two nuts beneath the top plate.



Step Three – Remove black rubber cap off of nut. Then remove nut with 3/4" wrench.






CLAY TARGET MACHINES

Step Four – Using a 7/16” wrench, place nylock nut from kit inside wrench. Place pre-assembled front rail into position on the throwing plate. Slide 7/16” wrench with nut underneath the throwing plate and center it on the bolt. With a 5/32” hex head, tighten the nut.



Step Five – Repeat step four, only this time use a 3/16” hex head.

Step Six – Adjust tension on the front rail. Use wrench and hex head to find the point where the front rail can move freely while still keeping enough tension to hold clay in place.






CLAY TARGET MACHINES

Step Seven: Reattach top plate to the machine, by using 1/2" and 3/4" wrench to tighten nuts. Place black rubber cap over 3/4" nut.



Step Eight: Put carousel back on machine. After carousel is on be sure to place the grey sleeve on first, then the silver washer, and then the nut to tighten.





CLAY TARGET MACHINES

For any questions regarding setup or use of any MEC Clay Target Machines, please give us a call.

For a complete listing of spare parts for MEC and other brands of machines, and for pricing, be sure to check out our website.

MEC Clay Target Machines
800 Horicon Street, Suite 1
Mayville, WI 53050 USA
920-387-4500
1-800-676-0365
www.mecshootingssports.com